




Generator Building

alapooia River

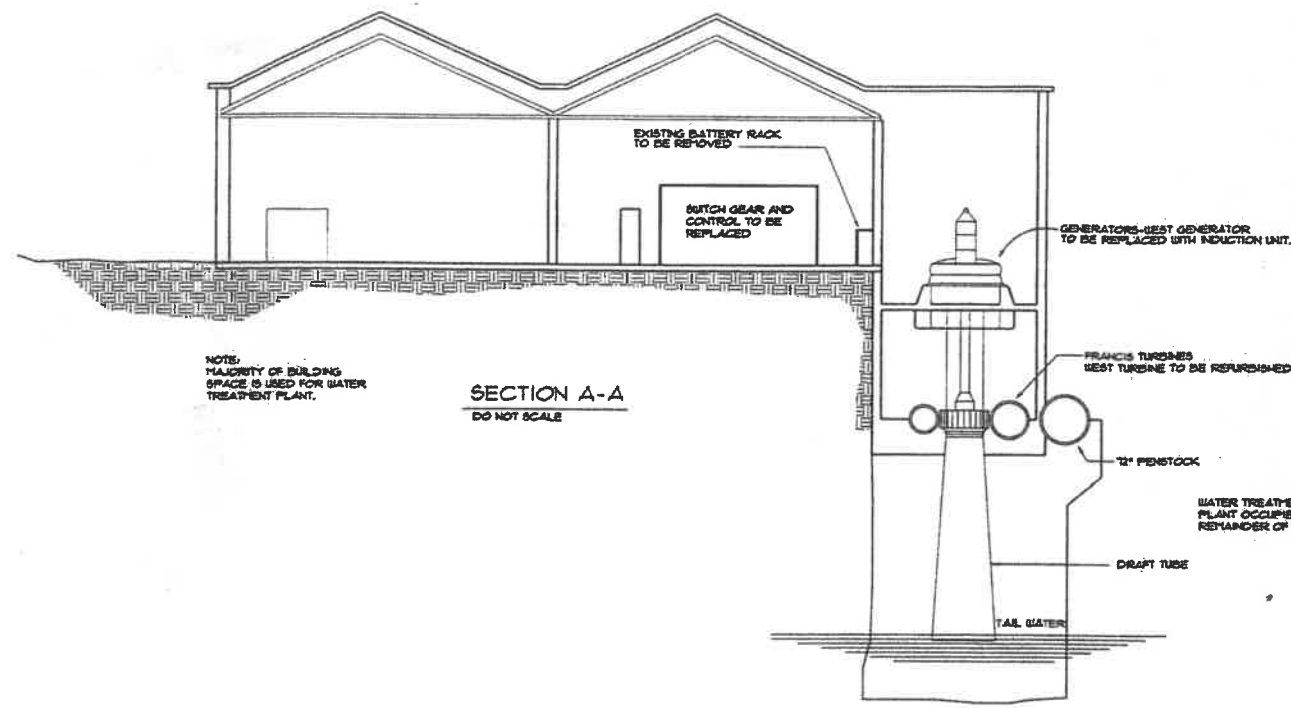
© 2022 Google

Google



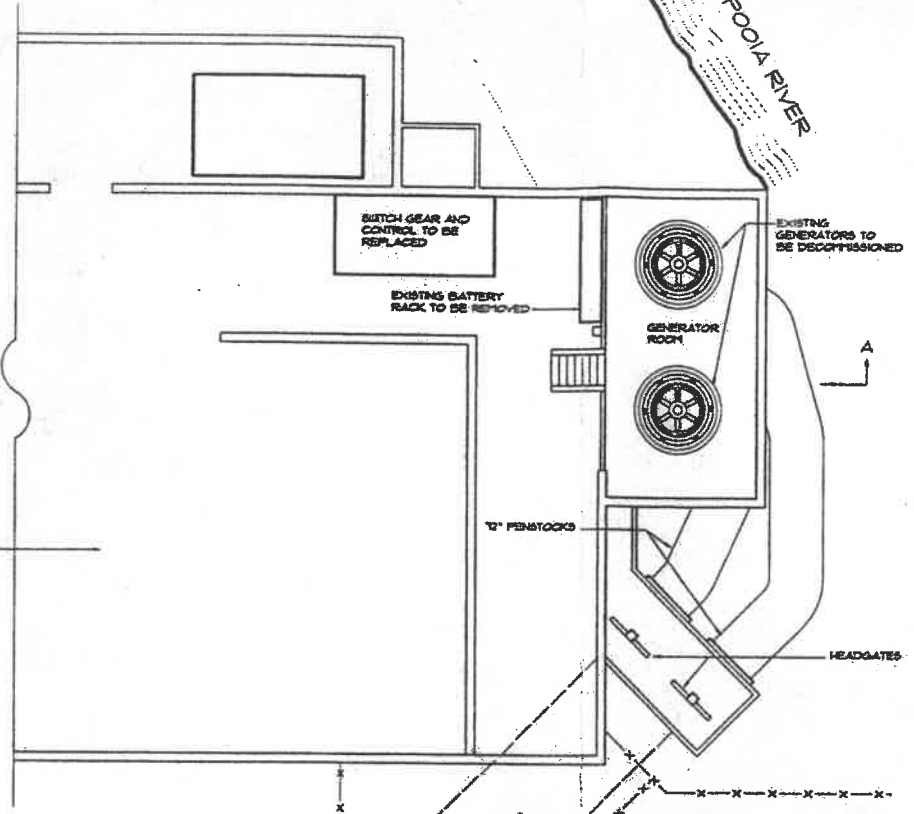
Generator Building

Supply



NOTE:
MAJORITY OF BUILDING
SPACE IS USED FOR WATER
TREATMENT PLANT.


SECTION A-A
DO NOT SCALE



VINE STREET


CANAL

CANAL TO TURBINES



PP&L SUBSTATION

POWERHOUSE PLAN
DO NOT SCALE



BRIDGE
DISCHARGE TO CALAPOOLA RIVER
HEADBATER CONTROL GATE

ALBANY WATER AND HYDROELECTRIC PLANT
EST. 1912



ETRIC PLANT











DANGER

Do not touch
any of the
equipment
or the
structure.















CCJEC

TURBINE & GENERATOR SET

TURBINE

GENERATOR

TYPE	HLA551-LJ-115	TYPE	SF500-28/1900	RATED POWER FACTOR	0.833
RATED OUTPUT	530 Kw	RATED POWER	500 Kw	RATED EXCITING CURRENT	165 A
RATED HEAD	36 ff	RATED VOLTAGE	4160 v	RATED EXCITING VOLTAGE	81.3 v
RATED FLOW	190 cfs	RATED CURRENT	83.3 A	STATOR CONNECTION	Y
RATED SPEED	257 rpm	RATED FREQUENCY	60 Hz	PHASE	3
RUNAWAY SPEED	450 rpm	RATED SPEED	257 rpm	TOTAL WEIGHT	
ROTATE DIRECTION	LOOKDOWN ANTICLOCKWISE	INSULATION CLASS	F/P	PRODUCED DATE	2008 year

WUHAN CHANGYUAN WATERPOWER MANUFACTURE CO., LTD.
CHINA CHANG JIAN ENERGY CORPORATION (GROUP)





