

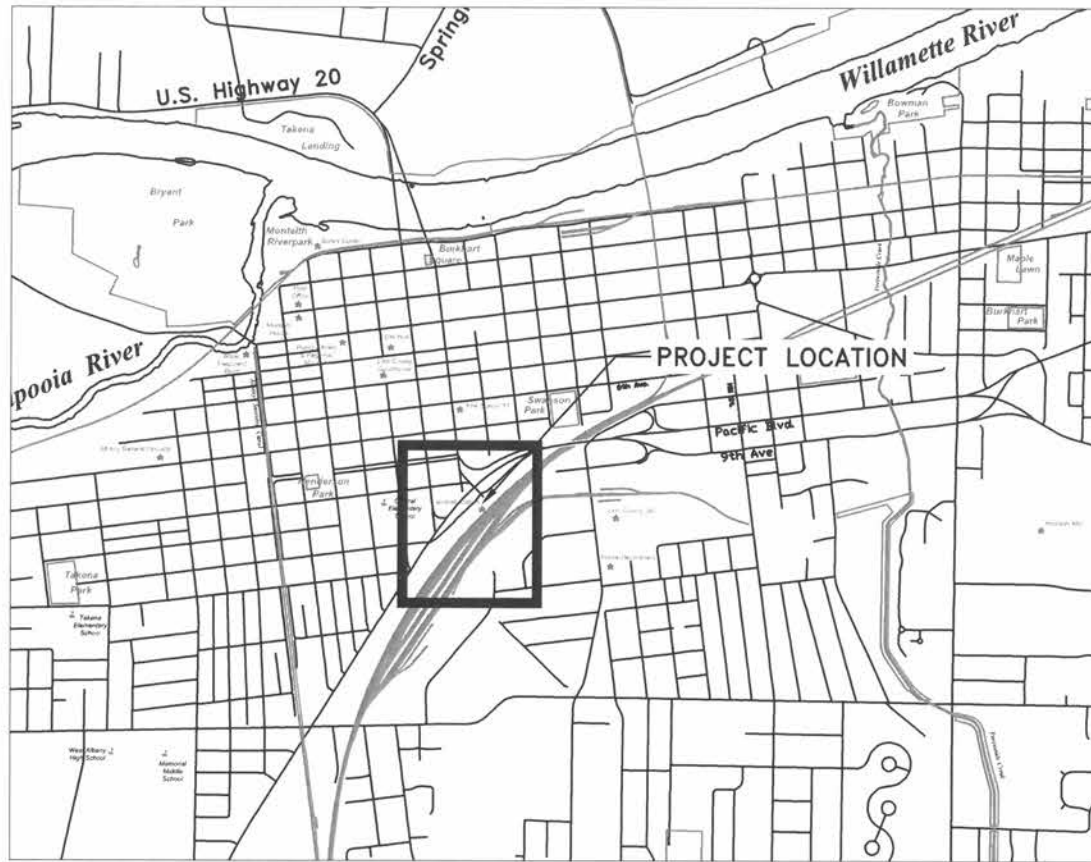
CITY OF ALBANY

ALBANY TRAIN STATION RESTROOM

SHEET INDEX

SHEET NO. 1,	COVER & GENERAL NOTES
SHEET NO. 2,	SITE PLAN
SHEET NO. 3,	ELECTRICAL SERVICE

LEGEND	
	EXISTING WATER SERVICE
	RECONNECT EXISTING METER
	INSTALL NEW SERVICE WITH NO METER
	REPLACE EXISTING METER WITH NEW METER
	EXISTING SEWER LINE
	EXISTING WATER LINE
	EXISTING STORM LINE
	EXISTING SANITARY SEWER LINE
	NEW PRIVATE CLEANOUT
	NEW WATER LINE
	NEW SEWER LINE




Vicinity Map
Not to Scale



DESIGNED: N. NELSON	REVISIONS
DRAWN: N. NELSON	NO: ---
CHECKED: N. NELSON	BY: ---
DATE: 7/21/22	DATE: ---

PUBLIC WORKS DEPARTMENT
ENGINEERING SERVICES

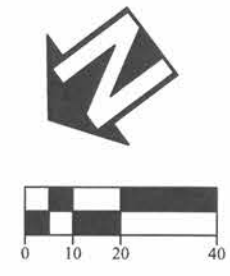
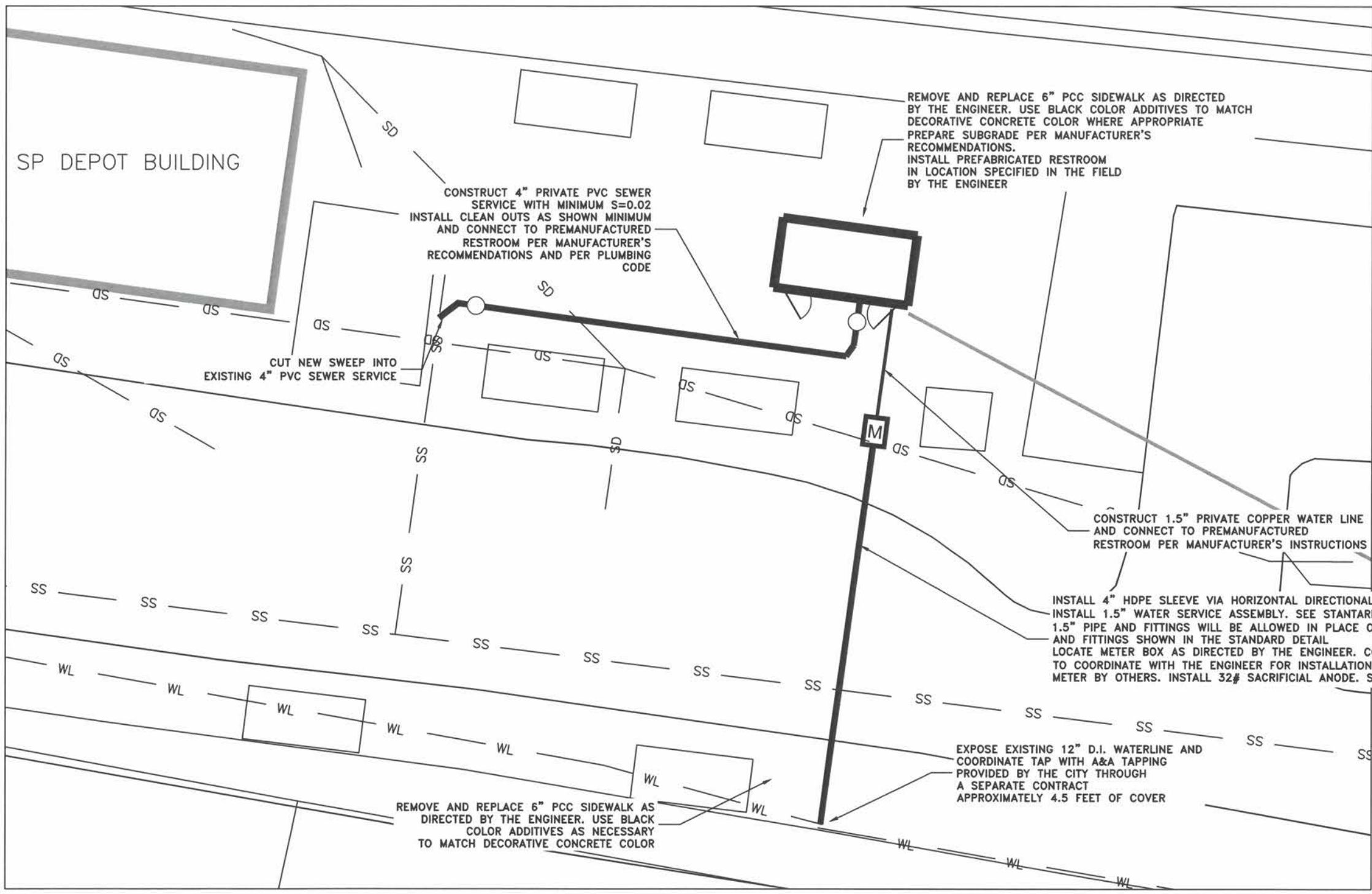


MS-21-01, ALBANY TRAIN STATION RESTROOM COVER

EXPIRATION DATE: 12/31/2022
SHEET NO. 1 OF 3
PROJECT NO: MS-21-01
FILE: FILENAME.DWG

GENERAL NOTES

- ALL CONSTRUCTION SHALL CONFORM TO THE CITY OF ALBANY STANDARD CONSTRUCTION SPECIFICATIONS AND ASSOCIATED STANDARD DRAWINGS. THE CURRENT VERSION OF THE CITY OF ALBANY STANDARD CONSTRUCTION SPECIFICATIONS CAN BE FOUND ON THE CITY'S WEBSITE AT WWW.CITYOFALBANY.NET.
- UTILITIES SHOWN ARE FOR REFERENCE ONLY. FOR A FIELD LOCATE, CALL THE UTILITIES NOTIFICATIONS CENTER AT 1-800-332-2344.
- OPERATING ACCESS FOR CITY MAINTENANCE PERSONNEL TO EXISTING AND NEW WATER VALVES AND MANHOLES SHALL BE CONTINUOUSLY MAINTAINED BY THE CONTRACTOR DURING ALL CONSTRUCTION ACTIVITIES.
- CONTRACTOR SHALL VERIFY ALL EXISTING PIPE ELEVATIONS, PIPE DIAMETERS, AND PIPE MATERIALS AT CONNECTION AND ABANDONMENT LOCATIONS PRIOR TO CONSTRUCTION. ANY DISCREPANCIES SHALL BE REPORTED TO ENGINEER PRIOR TO BEGINNING WORK.
- ATTENTION: OREGON LAW REQUIRES YOU TO FOLLOW RULES ADOPTED BY THE OREGON UTILITY NOTIFICATION CENTER. THOSE RULES ARE SET FORTH IN OAR 952-001-0010 THROUGH OAR 952-001-0090. YOU MAY OBTAIN COPIES OF THE RULES BY CALLING THE CENTER. (NOTE: THE TELEPHONE NUMBER FOR THE OREGON UTILITY NOTIFICATION CENTER IS (503) 232-1987).
- CONTRACTOR SHALL BE RESPONSIBLE FOR PROPER INSTALLATION AND MAINTENANCE OF ALL EROSION PREVENTION SEDIMENT CONTROL (EPSC) MEASURES IN ACCORDANCE WITH LOCAL, STATE, AND FEDERAL REGULATIONS UNTIL ALL CONSTRUCTION IS COMPLETED AND APPROVED BY THE CITY OF ALBANY, AND VEGETATION/LANDSCAPING IS ESTABLISHED. FOR GUIDANCE, REFER TO THE CITY OF ALBANY EPSC MANUAL WHICH CAN BE FOUND AT www.cityofalbany.net.
- CONTRACTOR SHALL COORDINATE WITH ALBANY TRANSIT TO MAINTAIN ACCESS TO ALL BUS ROUTES DURING CONSTRUCTION. SEE SPECIAL PROVISIONS.



DESIGNED: N. NELSON
 DRAWN: N. NELSON
 CHECKED: N. NELSON
 DATE: 7/27/22

REVISIONS	
NO.	BY:

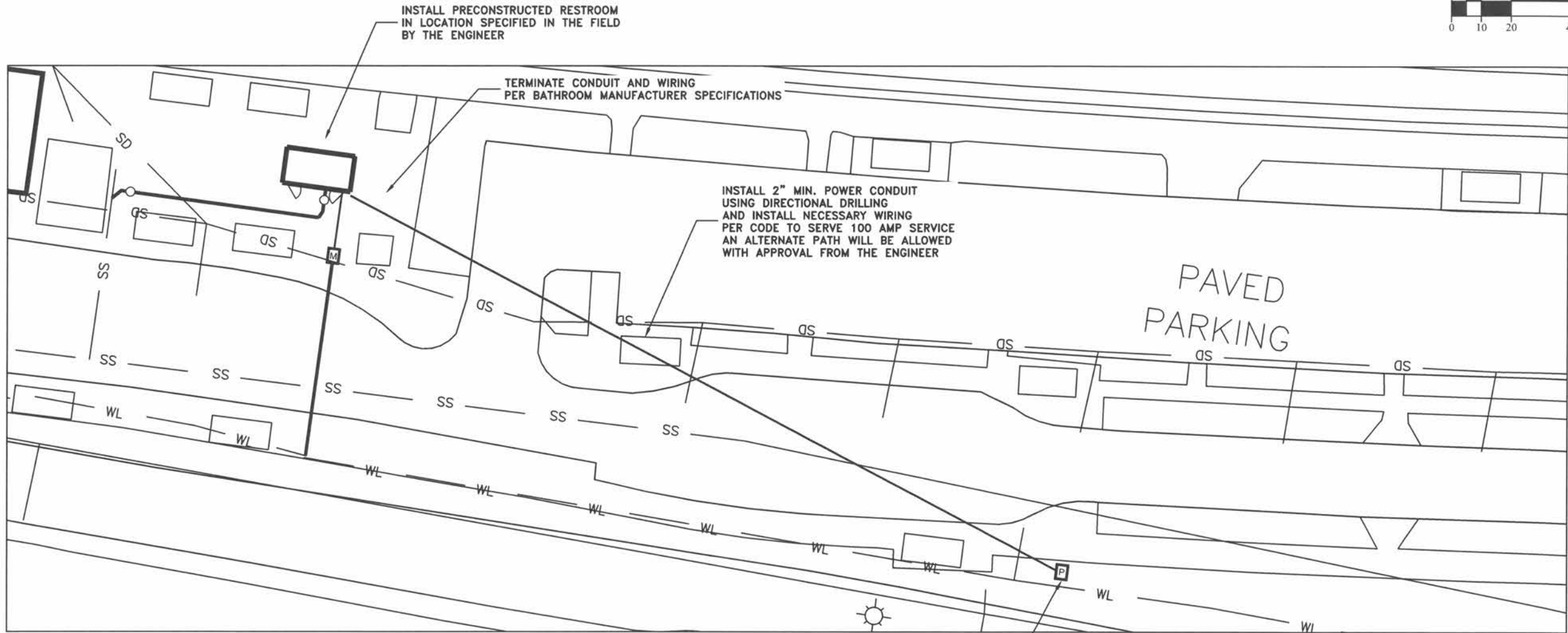

PUBLIC WORKS DEPARTMENT
ENGINEERING SERVICES



MS-21-01, ALBANY TRAIN STATION RESTROOM
SITE PLAN



EXPIRATION DATE: 12/31/2022
 SHEET NO. 2 OF 3
 PROJECT NO: MS-21-01
 FILE: BASE.DWG



DESIGNED: N. NELSON
 DRAWN: N. NELSON
 CHECKED: N. NELSON
 DATE: 7/27/22

REVISIONS	
NO.	BY:

**PUBLIC WORKS DEPARTMENT
 ENGINEERING SERVICES**



**MS-21-01, ALBANY TRAIN STATION RESTROOM
 ELECTRICAL SERVICE**

INSTALL STAINLESS POWER METER PEDESTAL AND ENCLOSURE WITH METER VIEWING WINDOW SIMILAR IN STYLE AND APPEARANCE OF NEARBY EXISTING POWER PEDESTAL PER MANUFACTURER'S SPECIFICATIONS IN LOCATION APPROVED BY ENGINEER IN THE FIELD. ENCLOSURE SHALL BE WEATHER AND VANDAL RESISTANT AND HAVE A BREAKER DISCONNECT INSTALLATION SHALL INCLUDE ANY RECOMMENDED CONCRETE PAD AND SWEEPS TOWARDS THE RESTROOM AND TOWARDS THE EXISTING POWER TRANSFORMER



EXPIRATION DATE: 12/31/2022

SHEET NO. 3 OF 3
 PROJECT NO: MS-21-01
 FILE: BASE.DWG