

CITY OF ALBANY

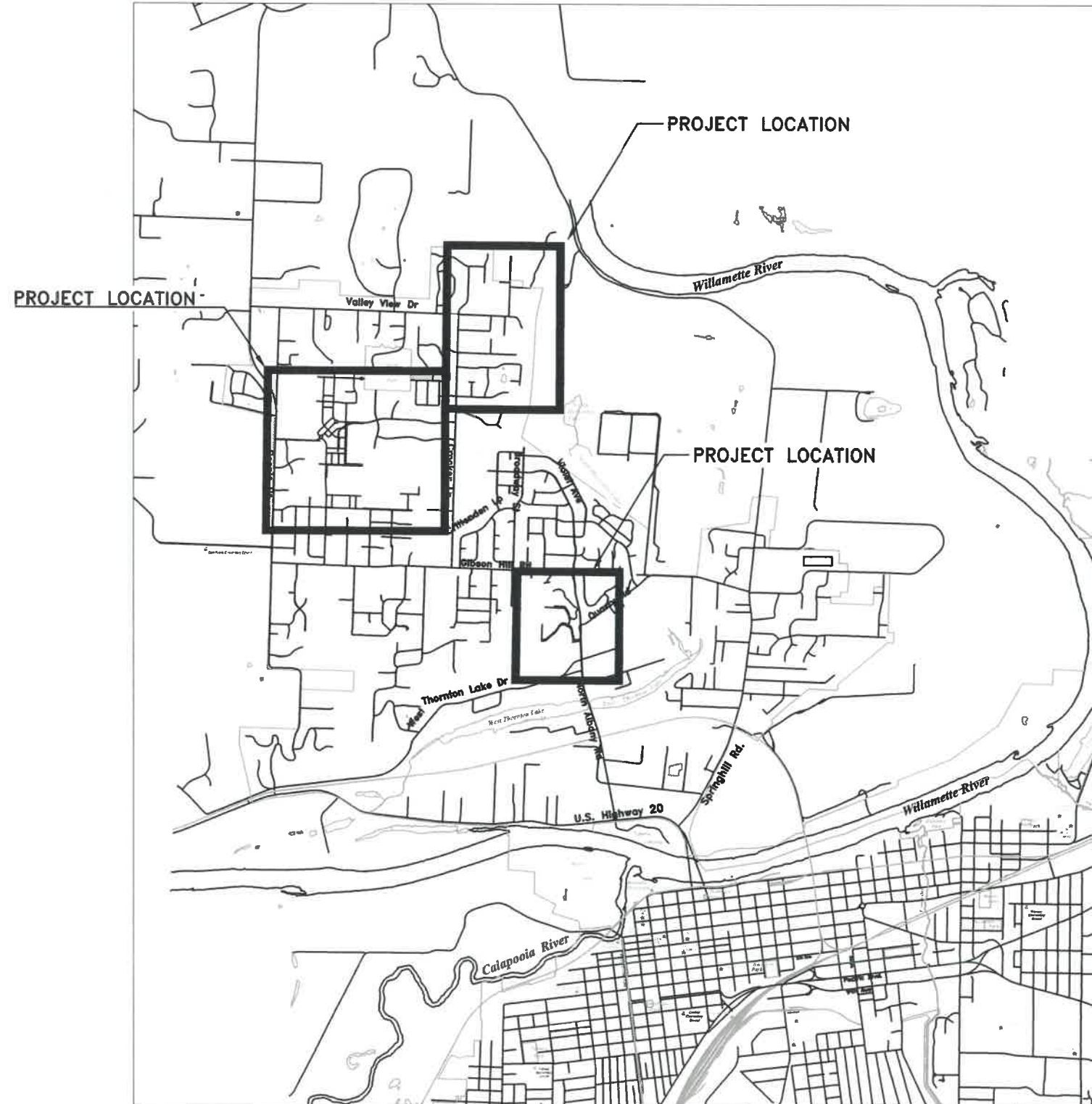
ST-23-02, ASPHALT SURFACE TREATMENT PROGRAM



SHEET INDEX

SHEET NO. 1,	COVER & GENERAL NOTES
SHEET NO. 2-5,	SLURRY SEAL STREET MAP
SHEET NO. 6-7,	STRIPING PLAN

Vicinity Map
Not to Scale



GENERAL NOTES

1. ALL CONSTRUCTION SHALL CONFORM TO THE CITY OF ALBANY STANDARD CONSTRUCTION SPECIFICATIONS AND ASSOCIATED STANDARD DRAWINGS. THE CURRENT VERSION OF THE CITY OF ALBANY STANDARD CONSTRUCTION SPECIFICATIONS CAN BE FOUND ON THE CITY'S WEBSITE AT WWW.CITYOFALBANY.NET.

2. UTILITIES SHOWN ARE FOR REFERENCE ONLY. FOR A FIELD LOCATE, CALL THE UTILITIES NOTIFICATIONS CENTER AT 1-800-332-2344.

3. OPERATING ACCESS FOR CITY MAINTENANCE PERSONNEL TO EXISTING AND NEW WATER VALVES AND MANHOLES SHALL BE CONTINUOUSLY MAINTAINED BY THE CONTRACTOR DURING ALL CONSTRUCTION ACTIVITIES.

4. CONTRACTOR SHALL VERIFY ALL EXISTING PIPE ELEVATIONS, PIPE DIAMETERS, AND PIPE MATERIALS AT CONNECTION AND ABANDONMENT LOCATIONS PRIOR TO CONSTRUCTION. ANY DISCREPANCIES SHALL BE REPORTED TO ENGINEER PRIOR TO BEGINNING WORK.

5. ATTENTION: OREGON LAW REQUIRES YOU TO FOLLOW RULES ADOPTED BY THE OREGON UTILITY NOTIFICATION CENTER. THOSE RULES ARE SET FORTH IN OAR 952-001-0010 THROUGH OAR 952-001-0090. YOU MAY OBTAIN COPIES OF THE RULES BY CALLING THE CENTER. (NOTE: THE TELEPHONE NUMBER FOR THE OREGON UTILITY NOTIFICATION CENTER IS (503) 232-1987).

6. CONTRACTOR SHALL BE RESPONSIBLE FOR PROPER INSTALLATION AND MAINTENANCE OF ALL EROSION PREVENTION SEDIMENT CONTROL (EPSC) MEASURES IN ACCORDANCE WITH LOCAL, STATE, AND FEDERAL REGULATIONS UNTIL ALL CONSTRUCTION IS COMPLETED AND APPROVED BY THE CITY OF ALBANY, AND VEGETATION/LANDSCAPING IS ESTABLISHED. FOR GUIDANCE, REFER TO THE CITY OF ALBANY EPSC MANUAL WHICH CAN BE FOUND AT www.cityofalbany.net.

DESIGNED: A. MONACO	REVISIONS
DRAWN: A. MONACO	NO: --
CHECKED: C. CERKLEWSKI	BY: --
DATE: 2/01/2023	DATE: --

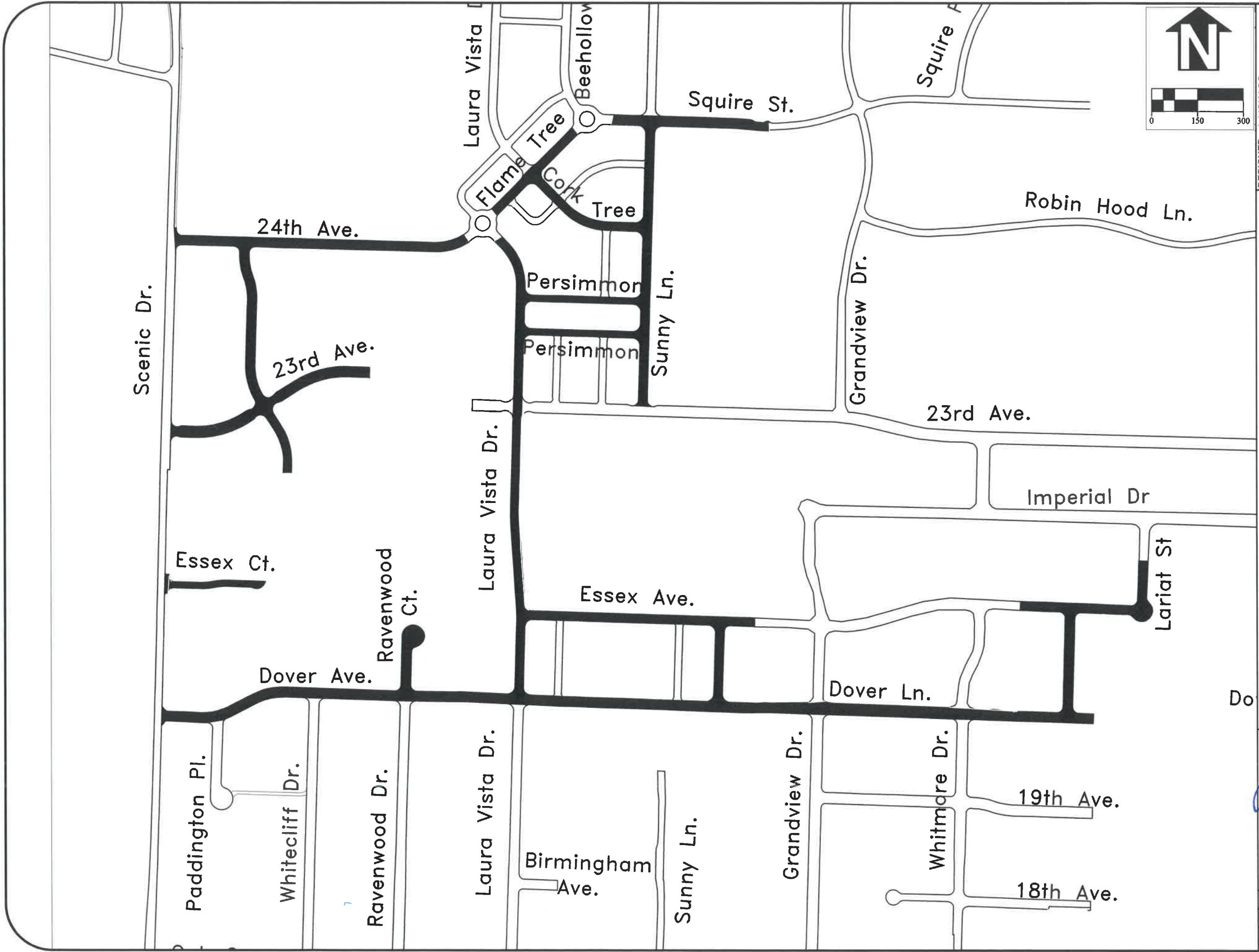
PUBLIC WORKS DEPARTMENT
ENGINEERING SERVICES

ST-23-02, ASPHALT SURFACE TREATMENT PROGRAM

REGISTERED PROFESSIONAL
ENGINEER
56,471PE
Christopher L. Cerkowski
OREGON
JULY 9, 2002
CHRISTOPHER L. CERKLEWSKI


EXPIRATION DATE: 12/31/2023

SHEET NO. 1 OF 8
PROJECT NO: ST-23-02
FILE: BASE.DWG



DESIGNED: A. MONACO	REVISIONS
DRAWN: A. MONACO	NO: --
CHECKED: C. CERKLEWSKI	BY: --
DATE: 2/01/2023	DATE: --

PUBLIC WORKS DEPARTMENT
ENGINEERING SERVICES

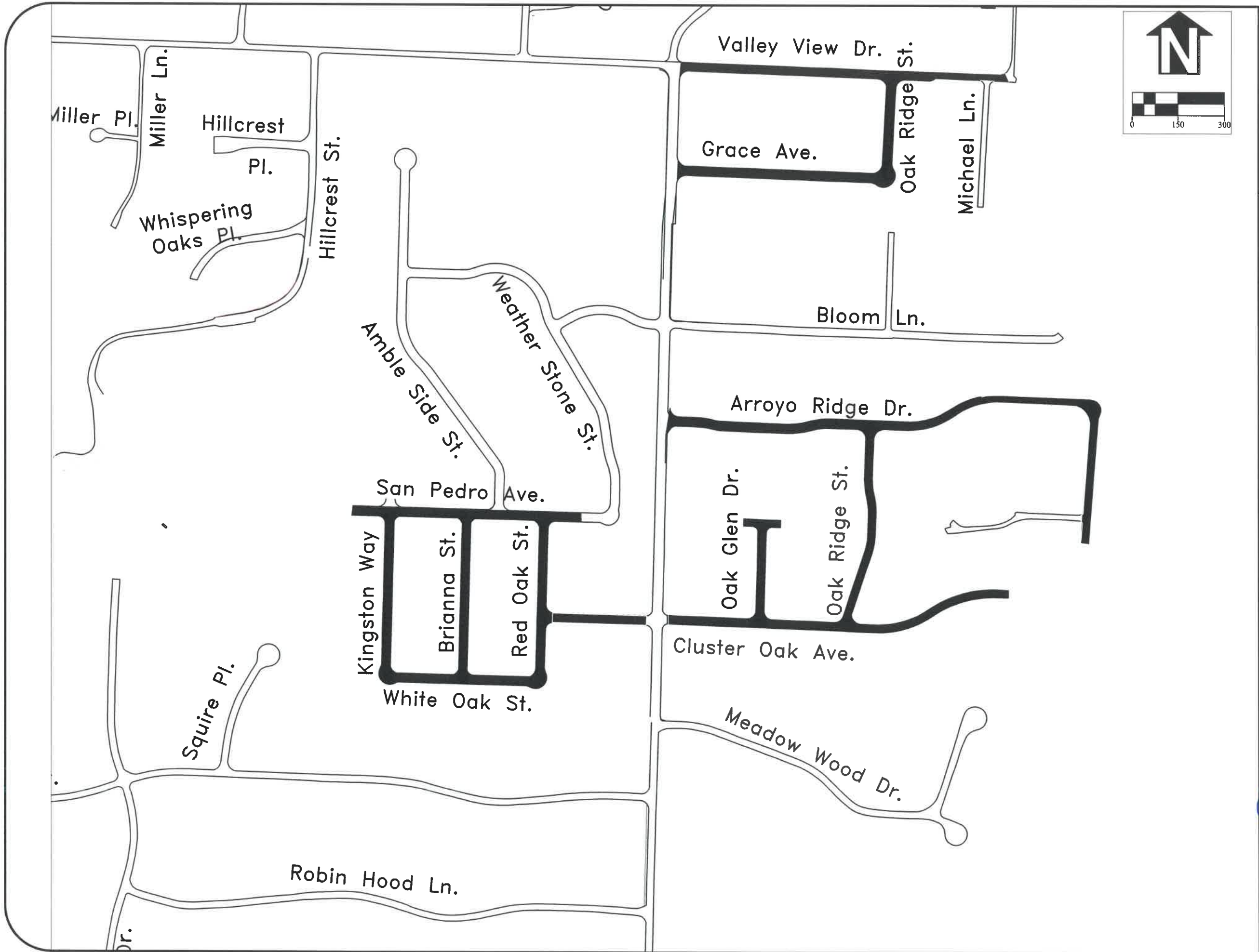
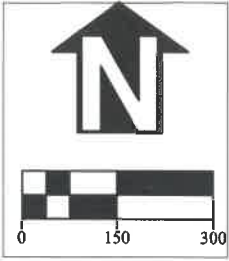


ST-23-02, ASPHALT SURFACE TREATMENT PROGRAM
SLURRY SEALS


 REGISTERED PROFESSIONAL ENGINEER
 56,471PE
 OREGON
 JULY 9, 2002
 CHRISTOPHER L. CERKLEWSKI

EXPIRATION DATE: 12/31/2023

SHEET NO. 2 OF 8
PROJECT NO: ST-23-02
FILE: BASE.DWG



DESIGNED: A. MONACO	REVISIONS
DRAWN: A. MONACO	NO: ---
CHECKED: C. CERKLEWSKI	BY: ---
DATE: 2/01/2023	DATE: ---

PUBLIC WORKS DEPARTMENT
ENGINEERING SERVICES

ST-23-02, ASPHALT SURFACE TREATMENT PROGRAM
SLURRY SEALS

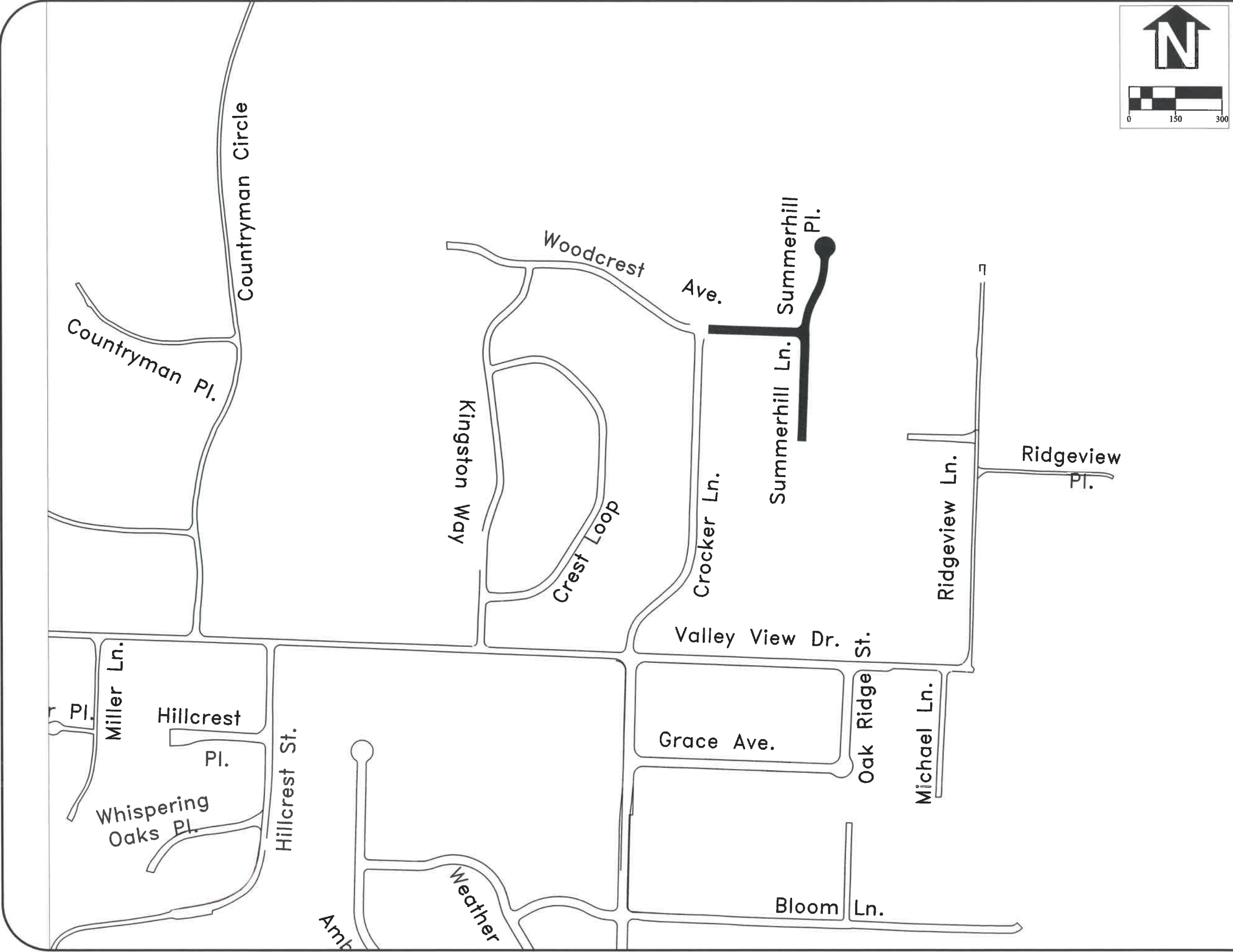


EXPIRATION DATE: 12/31/2023

SHEET NO. 3 OF 8

PROJECT NO: ST-23-02

FILE: BASE.DWG



DESIGNED: A. MONACO	REVISIONS
DRAWN: A. MONACO	NO: --
CHECKED: C. CERKLEWSKI	BY: --
DATE: 2/01/2023	DATE: --

PUBLIC WORKS DEPARTMENT
ENGINEERING SERVICES

ST-23-02, ASPHALT SURFACE TREATMENT PROGRAM
SLURRY SEALS


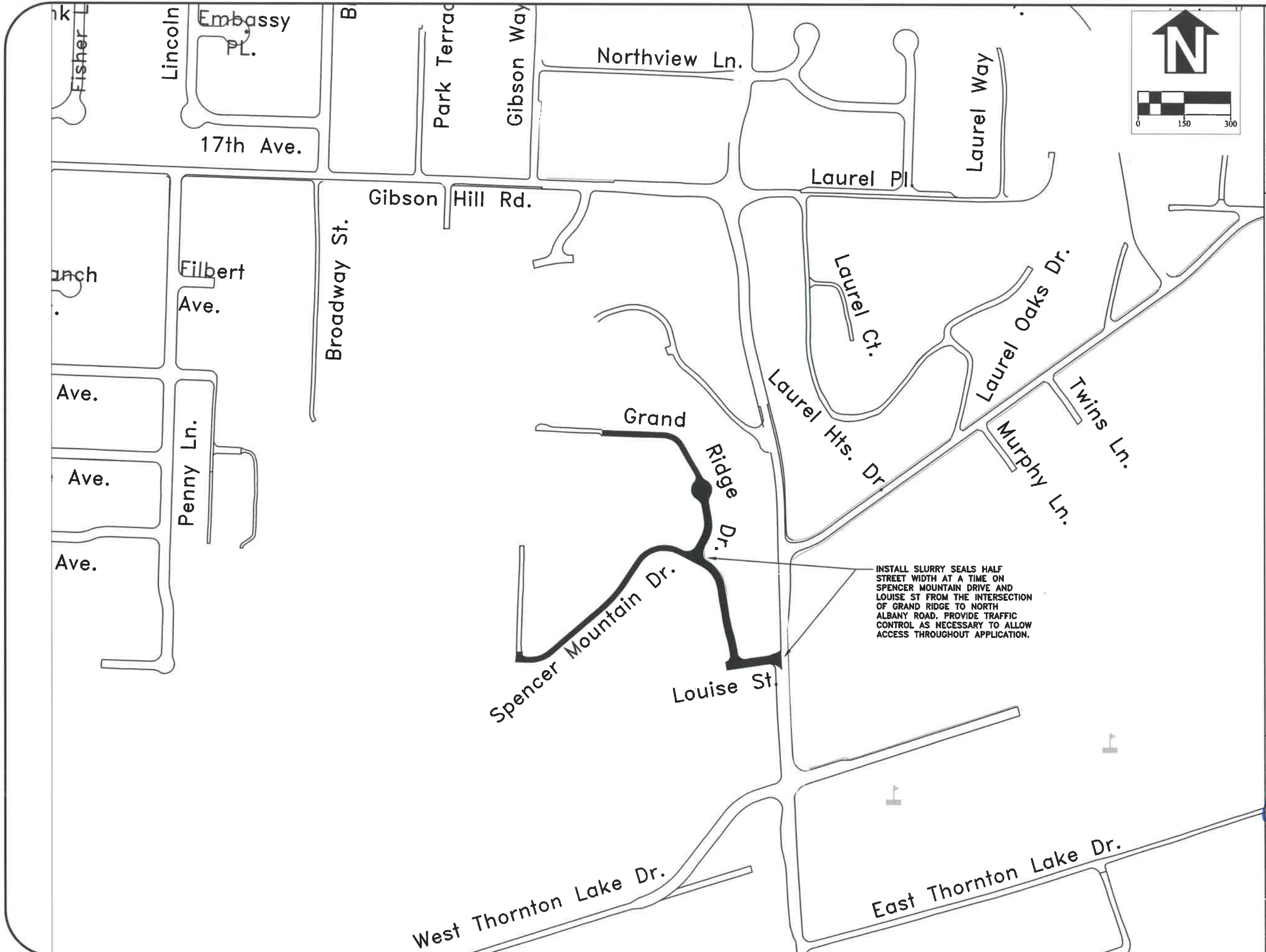


EXPIRATION DATE: 12/31/2023

SHEET NO. 4 OF 8

PROJECT NO: ST-23-02

FILE: BASE.DWG



INSTALL SLURRY SEALS HALF STREET WIDTH AT A TIME ON SPENCER MOUNTAIN DRIVE AND LOUISE ST FROM THE INTERSECTION OF GRAND RIDGE TO NORTH ALBANY ROAD. PROVIDE TRAFFIC CONTROL AS NECESSARY TO ALLOW ACCESS THROUGHOUT APPLICATION.

DESIGNED: A. MONACO
 DRAWN: A. MONACO
 CHECKED: C. CERKLEWSKI
 DATE: 2/01/2023

REVISIONS	
NO.	BY:


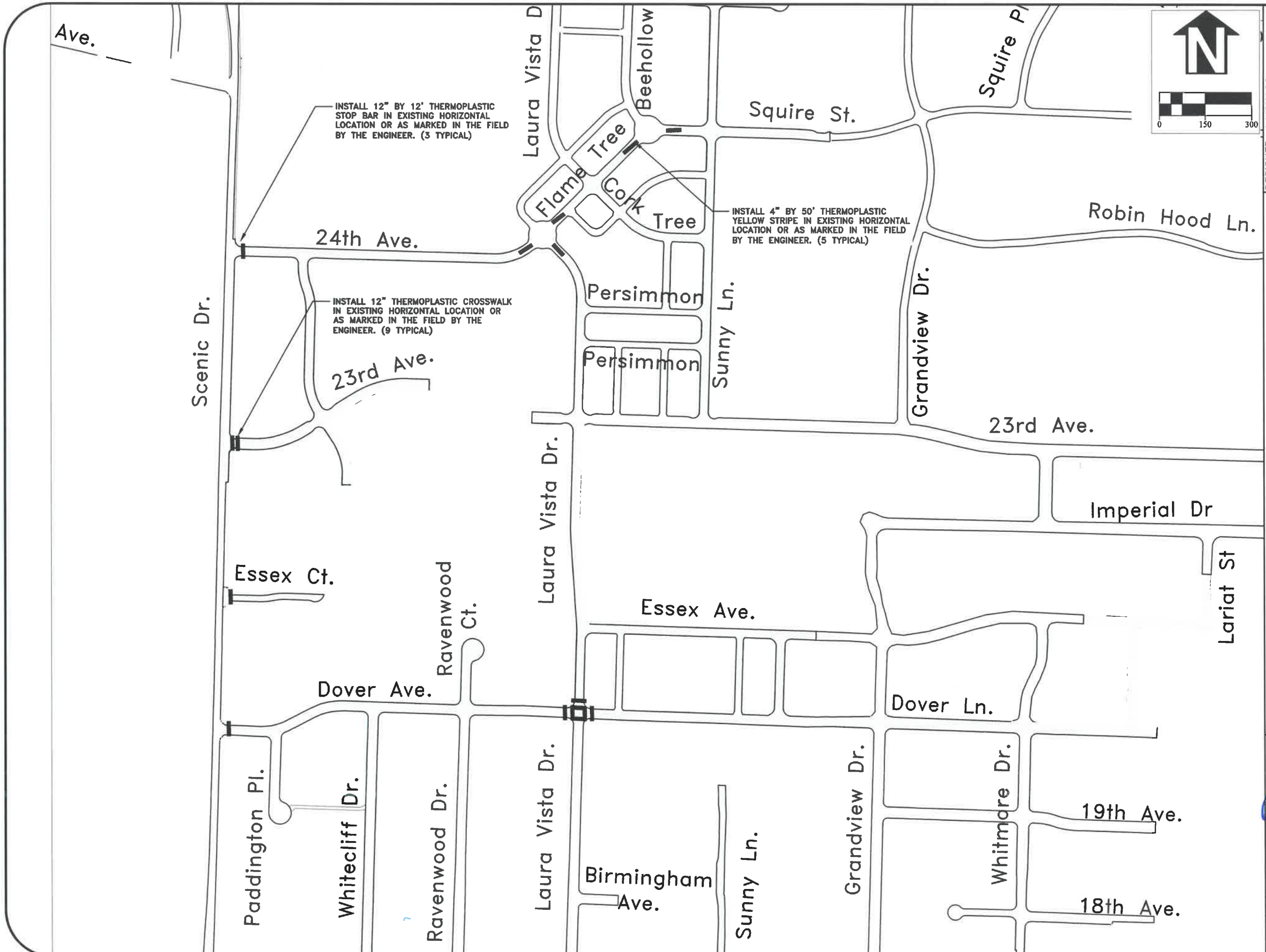
**PUBLIC WORKS DEPARTMENT
 ENGINEERING SERVICES**



**ST-23-02, ASPHALT SURFACE TREATMENT PROGRAM
 SLURRY SEALS**



EXPIRATION DATE: 12/31/2023
 SHEET NO. 5 OF 8
 PROJECT NO: ST-23-02
 FILE: BASE.DWG



DESIGNED: A. MONACO	REVISIONS
DRAWN: A. MONACO	NO: BY:
CHECKED: C. CERKLEWSKI	DATE:
DATE: 2/01/2023	

**PUBLIC WORKS DEPARTMENT
ENGINEERING SERVICES**

**ST-23-02, ASPHALT SURFACE TREATMENT PROGRAM
STRIPING PLAN**

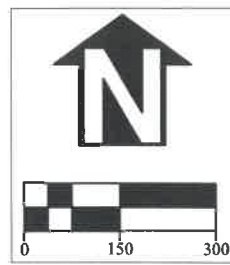
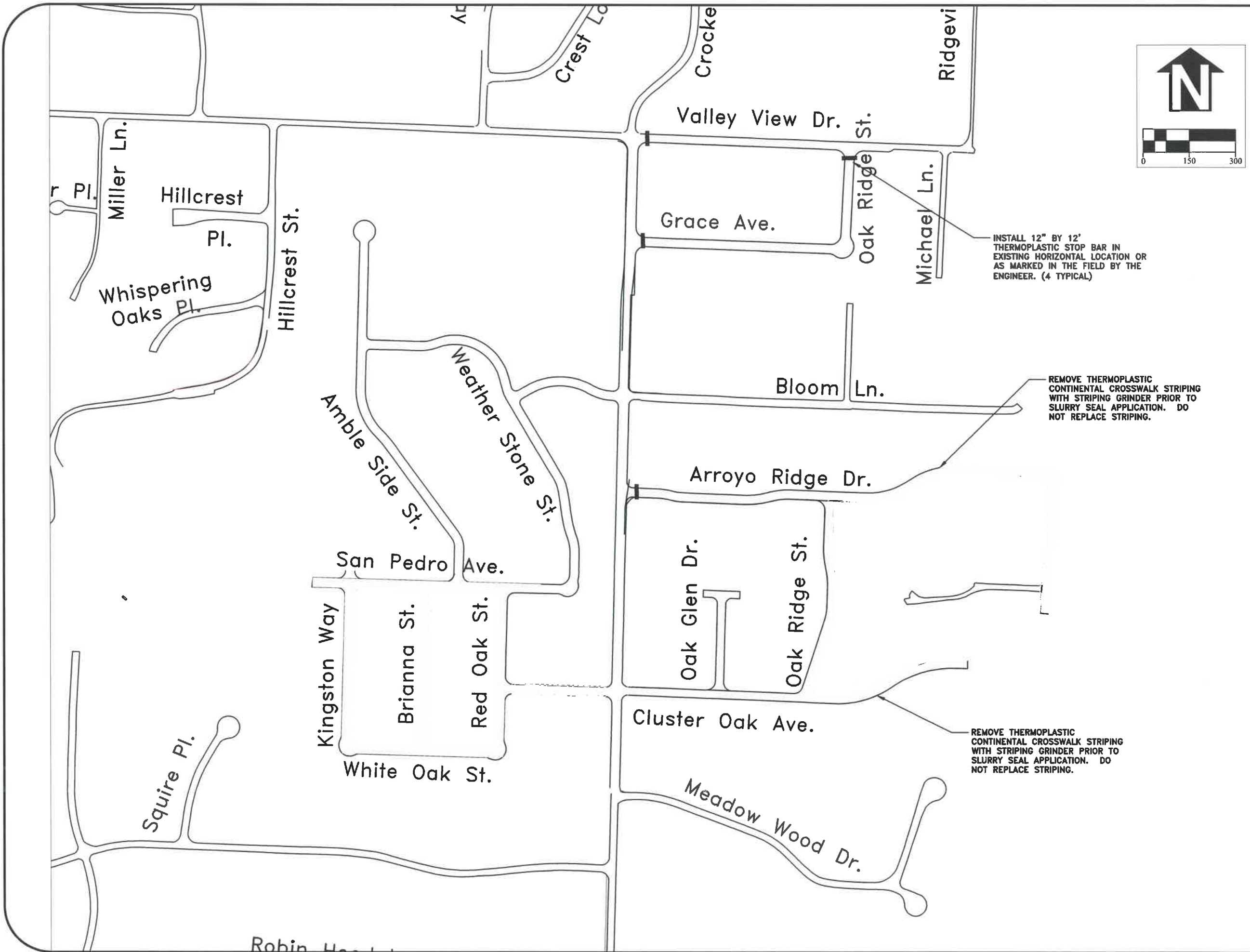


EXPIRATION DATE: 12/31/2023

SHEET NO. 6 OF 8

PROJECT NO: ST-23-02

FILE: BASE.DWG



INSTALL 12" BY 12'
THERMOPLASTIC STOP BAR IN
EXISTING HORIZONTAL LOCATION OR
AS MARKED IN THE FIELD BY THE
ENGINEER. (4 TYPICAL)

REMOVE THERMOPLASTIC
CONTINENTAL CROSSWALK STRIPING
WITH STRIPING GRINDER PRIOR TO
SLURRY SEAL APPLICATION. DO
NOT REPLACE STRIPING.

REMOVE THERMOPLASTIC
CONTINENTAL CROSSWALK STRIPING
WITH STRIPING GRINDER PRIOR TO
SLURRY SEAL APPLICATION. DO
NOT REPLACE STRIPING.

DESIGNED: A.MONACO
DRAWN: A.MONACO
CHECKED: C.CERKLEWSKI
DATE: 2/01/2023

REVISIONS	
NO.	BY:

PUBLIC WORKS DEPARTMENT
ENGINEERING SERVICES



ST-23-02, ASPHALT SURFACE TREATMENT PROGRAM
STRIPING PLAN


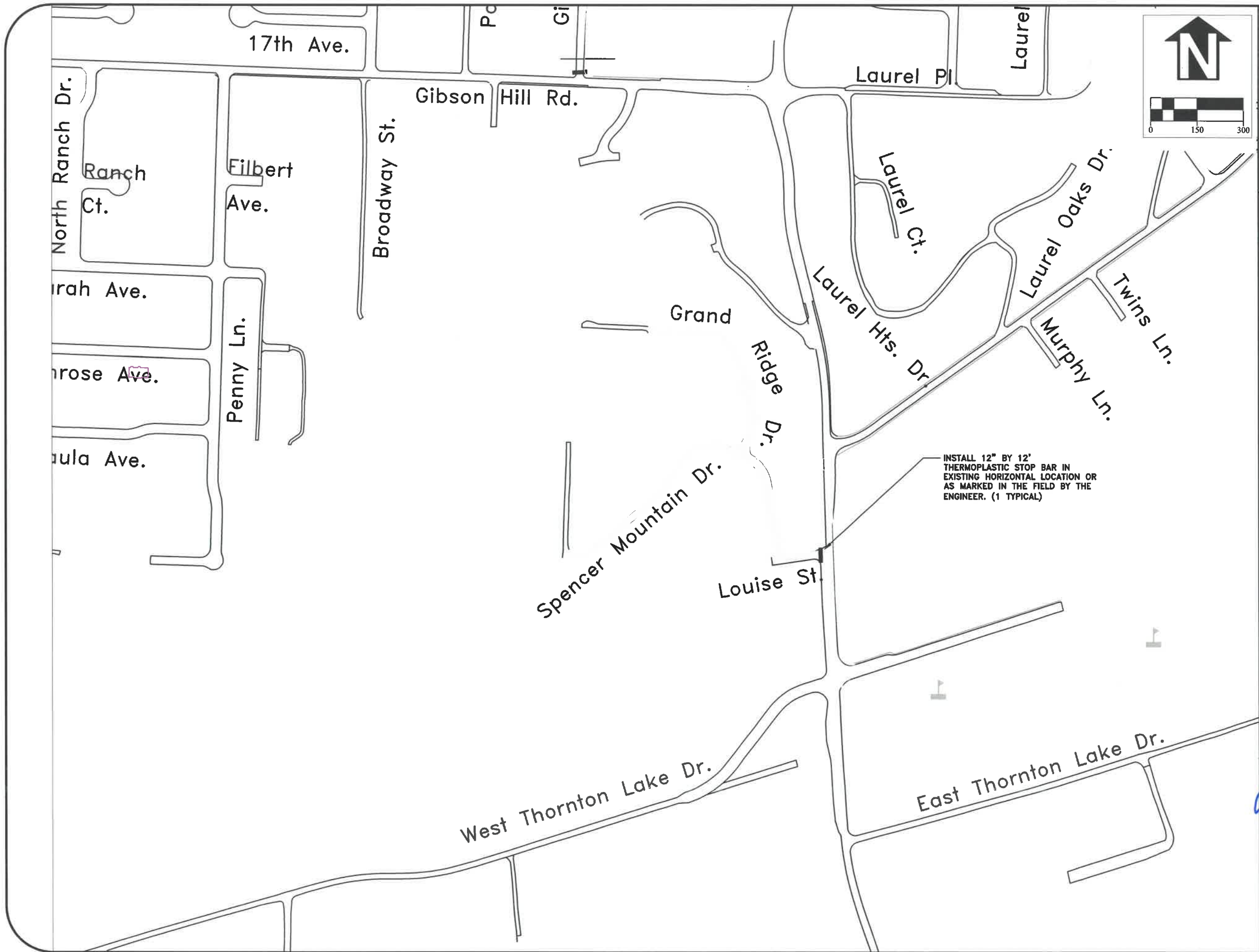


EXPIRATION DATE: 12/31/2023

SHEET NO. 7 OF 8

PROJECT NO: ST-23-02

FILE: BASE.DWG



DESIGNED: A. MONACO	REVISIONS
DRAWN: A. MONACO	NO: ---
CHECKED: C. CERKLEWSKI	BY: ---
DATE: 2/01/2023	DATE: ---

**PUBLIC WORKS DEPARTMENT
ENGINEERING SERVICES**

**ST-23-02, ASPHALT SURFACE TREATMENT PROGRAM
STRIPING PLAN**



EXPIRATION DATE: 12/31/2023

SHEET NO. 8 OF 8

PROJECT NO: ST-23-02

FILE: BASE.DWG