



RESOLUTION NO. 7377

A RESOLUTION ACCEPTING THE ABSTRACT OF VOTES REGARDING THE BALLOTS CAST IN THE STATE OF OREGON GENERAL ELECTION HELD TUESDAY, NOVEMBER 5, 2024, REGARDING CANDIDATES FOR CITY OF ALBANY OFFICES

WHEREAS, the abstract of votes prepared by Marcie Richey, the duly elected, qualified county clerk of the county of Linn, state of Oregon; as to the ballots cast in the Linn County election, held Tuesday, November 5, 2024, regarding the duly elected officers of the City of Albany, has been certified; and

WHEREAS, the abstract of votes prepared by James Morales, the duly appointed, qualified county clerk/records and elections department director of the county of Benton, state of Oregon; as to the ballots cast in the Benton County election, held Tuesday, November 5, 2024, regarding the duly elected officers of the City of Albany, has been certified.

NOW, THEREFORE, BE IT RESOLVED by the Albany City Council that the same is hereby accepted.

TOTAL CERTIFIED

Mayor: Two-year term beginning January 1, 2025, and ending December 31, 2026.


Mayor	Candidates	Linn County	Benton County	Total	Result
	Alex Johnson II	14,129	3,725	17,854	Elected


Councilor: Four-year term beginning January 1, 2025, and ending December 31, 2028.

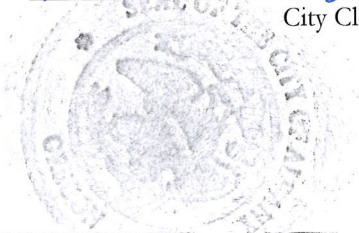
Councilor	Candidates	Linn County	Benton County	Total	Result
Ward I-B	Michael Thomson	2,053	2,430	4,483	Elected
	Trevor M Lee	1,167	1,762	2,929	
	Courtney Rose Stubbs	917	577	1,494	
Ward II-B	Carolyn McLeod	2,546	--	2,546	Elected
	Kevin Kreitman	2,481	--	2,481	
Ward III-B	Marilyn Smith	4,430	--	4,430	Elected
	Bryan Munson	3,680	--	3,680	

BE IT FURTHER RESOLVED that the city clerk is hereby directed to issue certificates of election to the above elected candidates.

DATED AND EFFECTIVE THIS 11th DAY OF DECEMBER 2024.

  
Mayor

ATTEST:  
  
City Clerk



Summary Results Report  
2024 General Election  
November 5, 2024

Official Final Certified Returns  
City of Albany  
Benton County, OR

Copy

Mayor City of Albany


Vote For 1

	TOTAL	VOTE %
Alex Johnson II	3,725	94.04%
Write-In Totals	236	5.96%
Overvotes	0	
Undervotes	2,087	
Contest Totals	6,048	


Albany City Council Ward 1

Vote For 1

	TOTAL	VOTE %
Trevor M Lee	1,762	36.82%
Michael Thomson	2,430	50.78%
Courtney Rose Stubbs	577	12.06%
Write-In Totals	16	0.33%
Overvotes	0	
Undervotes	1,263	
Contest Totals	6,048	



I HEREBY CERTIFY THE TALLY OF VOTES  
RECORDED, ON THIS ABSTRACT, TO  
CORRECTLY SUMMARIZE THE VOTES CAST  
IN BENTON COUNTY FOR THIS ELECTION.

  
Benton County Clerk

General Presidential Election November 05, 2024  
All Precincts, All Districts, All Counter Groups, All Scan Stations, All Contests, All Boxes  
Final and Official


Total Ballots Cast: 72249, Registered Voters: 100599, Overall Turnout: 71.82%

City of Albany - Mayor (Vote for 1)

Precinct	Ballots Cast	Reg. Voters	Total Votes	Alex Johnson	Write-in	Over Votes	Under Votes
Precinct 001	1766	2309	1123	1044 92.97%	79 7.03%	0	643
Precinct 005	1890	3248	1230	1164 94.63%	66 5.37%	0	760
Precinct 008	830	1063	469	441 94.03%	28 5.97%	0	361
Precinct 009	1163	2039	729	686 94.10%	43 5.90%	0	434
Precinct 010	1689	2541	1062	1006 95.63%	46 4.37%	0	637
Precinct 011	2688	3789	1625	1556 95.75%	69 4.25%	0	1063
Precinct 012	828	1248	522	478 91.76%	43 8.24%	0	305
Precinct 013	1428	2164	884	795 89.93%	89 10.07%	0	544
Precinct 014	1660	2875	990	934 94.34%	56 5.66%	0	670
Precinct 015	1682	2133	1029	981 95.34%	48 4.66%	0	663
Precinct 018	2269	3003	1416	1353 95.55%	63 4.45%	0	853
Precinct 048	2255	2893	1362	1302 95.59%	60 4.41%	0	893
Precinct 061	1433	2001	906	853 94.26%	52 5.73%	0	628
Precinct 067	1337	1843	844	790 93.60%	54 6.40%	0	493
Precinct 082	1335	2014	797	745 93.48%	52 6.52%	0	528
Total	24363	35129	14977	14128 94.34%	848 5.66%	0	9385

I hereby certify this copy to be a true, full and correct copy of the original now on record in my office.

WYNNE RICHEY  
County Clerk  
Deputy



Office Report  
Linn County  
General Presidential Election November 05, 2024  
All Precincts, All Districts, All Counter Groups, All Scan Stations, All Contests, All Boxes  
Final and Official

Total Ballots Cast: 72249, Registered Voters: 100599, Overall Turnout: 71.82%

City of Albany Councilor - Ward I-B (Vote for 1)

Precinct	Ballots Cast	Reg. Voters	Total Votes	Trevor M Lee	Michael Thomson	Courtney Pisco Stubbs	Write-in	Over Votes	Under Votes
Precinct 001	1766	2309	1403	334 23.72%	808 57.39%	259 18.38%	7 0.50%	0	358
Precinct 005	1890	3248	1427	397 27.82%	643 45.05%	374 26.21%	13 0.91%	0	563
Precinct 015	1682	2133	1325	435 32.91%	602 45.43%	284 21.53%	3 0.23%	0	367
Total	5448	7690	4160	1167 28.05%	2053 49.35%	917 22.04%	23 0.55%	0	1288

I hereby certify this copy to be a true, full and correct copy of the original now on record in my office.

MARGIE RICHEY  
*Margie Richey*  
County Clerk Deputy

Office Report  
 Linn County  
 General Presidential Election November 06, 2024  
 All Precincts, All Districts, All Counter Groups, All Scan Stations, All Contests, All Boxes  
 Final and Official

Total Ballots Cast: 72249, Registered Voters: 100599, Overall Turnout: 71.82%

City of Albany Councilor - Ward II-B (Vote for 1)

Precinct	Ballots Cast	Reg. Voters	Total Votes	Kevin Krutman	Carolyn McCasod	Write-In	Over Votes	Under Votes
Precinct 009	1163	2039	786	389 48.93%	401 50.44%	5 0.63%	0	368
Precinct 012	828	1248	596	250 41.95%	341 57.21%	5 0.84%	0	232
Precinct 014	1660	2875	1124	518 46.17%	592 52.67%	13 1.16%	0	530
Precinct 018	2269	3000	1648	876 53.16%	760 46.12%	12 0.73%	1	620
Precinct 062	1385	2014	909	447 49.17%	452 49.72%	10 1.10%	0	426
Total	7255	11176	5072	2481 48.92%	2546 50.20%	45 0.88%	1	2182

I hereby certify this copy to be a true, full and correct copy of the original now on record in my office.

MARIE RICHEY

*Marie Richey*  
 County Clerk  
 Deputy

Office Report  
Linn County  
General Presidential Election November 05, 2024  
All Precincts, All Districts, All Counter Groups, All Scan Stations, All Contests, All Boxes  
Final and Official

Total Ballots Cast: 72249, Registered Voters: 100599, Overall Turnout: 71.82%

City of Albany Councilor - Ward III-B (Vote for 1)

Precinct	Ballots Cast	Reg. Voters	Total Votes	Bryan Munson	Marilyn Smith	Whitein	Over Votes	Under Votes
Precinct 008	830	1063	561	272 48.48%	284 50.62%	5 0.89%	1 0.18%	268
Precinct 010	1689	2541	1213	556 45.84%	650 53.59%	7 0.58%	0 0.00%	476
Precinct 011	2688	3768	1834	802 43.73%	1020 55.62%	12 0.65%	0 0.00%	354
Precinct 013	1428	2154	985	480 49.15%	488 49.05%	18 1.81%	1 0.10%	432
Precinct 048	2255	2893	1617	630 38.96%	975 60.30%	12 0.74%	0 0.00%	638
Precinct 061	1433	2001	1006	501 49.80%	497 49.40%	8 0.80%	0 0.00%	427
Precinct 067	1337	1843	953	430 45.12%	516 54.14%	7 0.73%	1 0.11%	383
Total	11660	16263	8179	3680 44.98%	4430 54.16%	69 0.84%	3 0.04%	3478

I hereby certify this copy to be a true, full and correct copy of the original now on record in my office.

MARCIE RICHES  
12/8/24  
County Clerk  
Deputy