



Public Safety Commission

# AGENDA

---

**Wednesday, December 4, 2024**

**7:00 p.m.**

This meeting includes in-person and virtual participation.

Albany Police Department

2600 Pacific Blvd, The Community Room

Or join the meeting here:

<https://council.albanyoregon.gov/groups/saf/zoom>

Please help us get Albany's work done.

Be respectful and refer to the rules of conduct posted by the main door to the Chambers and on the website.

1. Call to order
2. Roll call
3. Approval of October 2, 2024, minutes. (Pages 1-4)
4. Department reports
  - a. Police- Marcia Harnden
  - b. Fire- Chris LaBelle
5. Business from the members
6. Next meeting date: Wednesday, February 5, 2024, at the Albany Fire Station 11
7. Adjournment

*This meeting is accessible to the public via video connection. The location for in-person attendance is accessible to people with disabilities. If you have a disability that requires accommodation, please notify city staff at least 48 hours in advance of the meeting at: [rochelle.james@albanyoregon.gov](mailto:rochelle.james@albanyoregon.gov) 541-917-7564*

*Testimony provided at the meeting is part of the public record. Meetings are recorded, capturing both in-person and virtual participation, and are posted on the City website.*

[albanyoregon.gov](http://albanyoregon.gov)





## MINUTES

October 2, 2024

7:00 p.m.

Ralston Room, Albany Fire Department/VIRTUAL

Draft

### Call to Order

Cynthia Greene called the meeting to order at 7:00 p.m.

### Roll Call

Members present: Cynthia Greene, Adam Brenneman, Erik Rau, Erik Anderson, Kevin Kreitman, Nicholas Fowler (online)

Members absent: Evan Church

Staff present: Marcia Harnden, Police Chief; Chris LaBelle, Fire Chief;  
Rochelle James, Administrative Assistant I

June 5, 2024, Minutes were approved as submitted.

### Staff Updates

#### **Police Update – Chief Marcia Harnden**

Serious crime has diminished but is moving upward in other areas by about 15 percent for the year. The overall numbers are low, so even the slightest change may skew the percentages. Property crime is down slightly, but that number is not expected to hold by the end of the fourth quarter. There has been a significant increase in society crimes due to the changes in the drug law. Beginning September 1, 2024, we started citing people for drug offenses. We are seeing more widespread livability issues due to the closure of Marvins Gardens. We knew people would not leave town, so there would be a ripple effect as those people spread out into the area. Some did leave the area, and we are attempting to track where everyone has gone. The closure went as smoothly as possible due to great partnerships with Second Chance, Helping Hands, Jackson Street Youth Shelter, and our veterans' group. We made no arrests. The lot is now closed and fenced off. The public works department will sanitize it at some point, and then the city will dispose of the property. Our fire department and community paramedic were also on the scene during the closure.

Our calls for service are beginning to increase, and our department is very busy. Our new trend has been patrol car crashes, causing some expense to the department. Some of the crashes have been our department's fault, and some have not been; however, fixing things still poses a problem.

Overdose numbers are falling statewide and can be attributed to several factors. We see that there is significantly more Narcan available among counties, harm reduction groups, outreach groups, and law enforcement. Hardcore users are getting access to it, so when overdoses occur, they are not calling for

medical assistance and instead bring themselves out of it. Most refuse medical care. We are about 50 percent lower in overdose deaths this year as opposed to last year. The county is having some difficulties in some areas with overdose deaths, but their overall calls are down. However, there are not as many resources available in the more rural areas.

We have over-hired one police officer position. Our positive culture gives employees the trust in our organization to notify us that they will be leaving up to a year in advance, allowing us to over-hire in preparation to fill those upcoming vacancies. The department just won a DUII grant position to provide for an FTE position for 3 years. It is an escalating match, which we will have to budget for, but we intend to keep that position and will be hiring for that as well. We have three pending dispatcher hires. Our two police clerks will start in two weeks. Dispatcher hiring is a national problem, and many agencies struggle to become fully staffed. Central Lane Communications is about 60 percent staffed. We are currently down four out of twelve dispatcher positions.

Albany Police Department has just won an Oregon Best Workplaces Award. We were the only government entity to receive the award and worked very hard for it. We do an annual survey as part of our strategic plan. We have tracked the answers to those survey questions since 2020 and have had good results. Average employee participation in these surveys is around 40 – 50 percent. APD receives around 85 percent participation, and 99 percent state that APD is a great place to work.

As we build the budget, we will monitor it to ensure everything is stable. We may hold or not fill a couple of positions immediately as we build the budget. We are beginning that process but do not usually receive our budget numbers until January or February, so we do not have our exact numbers yet.

We have written 34 citations regarding the misdemeanor drug law since September 1, 2024. The diagram illustrates the areas of town where we spend most of our time, which is very central to where most of our calls are overall. Our theft calls and calls of that nature are significant, and we are tracking them. Both counties, Linn and Benton, have notified the state that they will have a deflection program, which is basically a diversion program. If an officer arrests an individual for possession of methamphetamine, they are issued a court date. That case goes to either the Linn County or Benton County District Attorney. They are currently trying to use the basic court diversion program to work on these cases. Still, program designers are trying to design a system to provide offramps for drug offenders. First-time offenders with no other criminal history will probably not go to jail for this offense. Repeat offenders who continually fall out of the system resulting in a Failure to Appear status, an additional charge in Oregon, will be more likely to face jail time. This will allow the criminal justice system to deal with those not interested in getting help, which is the intent of the recriminalization. This will put pressure on those individuals to get into drug programs to get help or face criminal sanctions down the road. The Linn and Benton County programs are being designed with those intentions. Linn County hopes to have its deflection program up and running in January 2025. Benton County is waiting for its crisis resource center to open, expected in the second or third quarter of 2025.

#### **Fire Update – Chief Chris Labelle**

AFD has been busy. August had 1118 calls. On August 29, we had 55 calls during one 24-hour shift. We rely on mutual aid from Lebanon and Corvallis. This year, 2024 calls are on par with where we were last year.

Fire and Life Safety Evaluations decreased from fiscal year 2021 to 20204 due to budget cuts and the loss of a few Deputy Fire Marshals. It is part of our strategic plan to try to get those positions back, but the

budget will determine that. Our mission statement starts with prevention, but unfortunately, that is usually the first area cut, and money is directed toward operations. Our Life Safety Division does a great job maintaining what we currently have. Getting into new businesses is an area that we need to address.

Response times look great, especially considering how busy we were in July and August. Our single-role Medic unit is staffed during the day. We want that ambulance staffed as a 24/7 unit in the next biennium. There is a huge benefit to having that unit, not only for EMS response but also for keeping a fire engine available in North Albany to provide fire protection in that area.

The Community Paramedic continues to do an amazing job. She is out in the community working with those who need additional support. She is involved with the unhoused and many other activities. She proactively contacts repeat callers to get them the proper help they need and reduce their calls to 911.

The top 25 responses remain the same. Concurrent calls for service show calls occurring at the same time. We track those calls along with the peak activity times.

We still have six vacancies, even though five people are in the academy. We also have a vacancy in the single role position, but it is tough to get applicants. We have an upcoming process and will interview eight people for six openings. There is a limited number of applicants available. Our department is spending a lot on overtime. Our crews are doing an amazing job despite staffing shortages. Our recruiting academy will end in November, and we will get those new employees online.

AFD received a new water tender truck through a grant, and it will be in service soon. Our only cost is maintenance. It will be a great addition to our fleet.

AFD will host an open house at Station 11 on Sunday, October 13, 2024, with activities from 1:00 p.m. to 4:00 p.m...

AFD received council approval to build a new training facility. Once construction is started, the project could be completed as soon as July 2025. Lebanon Fire has a similar facility. The facility will be a huge asset to our department. Construction will be at Station 12, and we will utilize the old bus facility for classrooms and different activities. Cynthia Greene asked if the new facility would affect recruitment. It is unknown now, but there is hope it will assist in recruitment. AFD has been affected by retirements, catching up on hiring after COVID-19, and a limited number of paramedic classes available. All those conditions are changing, and the hope is that the job market will improve recruitment within the next three years. AFD needs to improve its brand, do a better job selling its product, and have a better presence on social media to get people excited to work here. AFD currently trains in Corvallis or Polk County. A crew must be taken out of service or overtime paid to facilitate training. The new training facility can be expanded, and new things can be added. The facility can be made available to others.

#### Business from the Commission

Chief Harnden advised that APD is losing our business manager, Diana Eilers. Diana's leaving will be a huge loss to the department. The city will post her job tomorrow, and it will be open for two weeks. She is irreplaceable, but we are seeking someone to fill that position.

Erik Rau asked about the red-light cameras. Chief Harnden advised that the equipment at Queen/Geary has been upgraded to radar and red-light cameras and will go online on November 1, 2024, for a 30-day warning period. Captain Pearce showed several videos to our community academy and asked them what questions they would have. Those questions and answers will be put on our FAQ page. We hope that

between November and the end of the year, North Albany Rd./Thornton Lake Rd. speed and red-light camera will come online as well. The programming for that intersection is more complicated, adjusting the enforcement speed based on the time of day and adjusting for snow days and in-service days. We filled one of our traffic positions, and we were awarded a DUII position through a grant, which will be another traffic officer position. We have budgeted for a third position but have been unable to fill it due to patrol staffing.

The revenue from the cameras will be set aside by finance, and we will then look at prioritizing traffic safety projects, such as solar lights at crosswalks.

Additional areas of interest for cameras are Geary/Santiam, Grand Prairie/Waverly, and 34th/Columbus/Waverly area.

There was a suggestion to bring snacks or a dish to pass at the next meeting for the holidays.

Pat Kidd has resigned from her position with the Commission.

#### Next Meeting Date

The next regularly scheduled meeting is on Wednesday, December 4, 2024, at the Albany Police Department.

#### Adjournment

Hearing no further business, adjourned the meeting at 7:37 p.m.

Respectfully submitted,

Reviewed by,

Rochelle James  
Administrative Assistant I

Reviewer's Name  
Reviewer's Title

*\*Documents discussed at the meeting that are not in the agenda packet are archived in the record. The documents are available by emailing [cityclerk@cityofalbany.net](mailto:cityclerk@cityofalbany.net).*



**PUBLIC SAFETY COMMISSION  
DEPARTMENT REPORT  
October 2, 2024**



Albany Fire Department Total Responses					
Month	FY 21 Total	FY 22 Total	FY 23 Total	FY 24 Total	FY 25 Total
July	858	1,070	992	1,001	1,015
August	884	1,048	968	1,018	1,118
September	893	1,010	920	862	
October	866	958	972	957	
November	824	941	970	891	
December	876	945	1158	970	
January	883	911	1007	1118	
February	817	829	914	816	
March	795	853	880	936	
April	926	864	905	922	
May	905	896	891	996	
June	922	936	924	973	
<b>Total</b>	<b>10,449</b>	<b>11,291</b>	<b>11,495</b>	<b>11,459</b>	

Fire & Life Safety Evaluations					
Month	FY 21	FY 22	FY 23	FY 24	FY 25
July	126	142	79	67	79
August	113	98	97	51	91
September	113	88	60	98	
October	123	69	54	82	
November	144	85	31	70	
December	114	95	83	86	
January	107	172	72	52	
February	86	132	72	52	
March	117	110	102	76	
April	145	92	54	77	
May	205	73	57	81	
June	175	175	75	72	
<b>Total</b>	<b>1,568</b>	<b>1,083</b>	<b>836</b>	<b>864</b>	

Average Response Times City of Albany Calls Only 911 Call Received to Arrival Time					
	FY 21	FY 22	FY 23	FY 24	FY 25
Emergent Responses	7:15	7:10	7:18	7:06	06:52
Structure Fires	6:08	6:18	6:09	6:35	06:43

Community Paramedic Activity					
Month	FY 21	FY 22	FY 23	FY 24	FY 25
July	24	40	47	28	51
August	33	50	29	45	26
September	16	45	26	24	
October	46	46	38	40	
November	70	13	40	53	
December	35	14	23	39	
January	42	30	58	56	
February	16	21	19	45	
March	17	14	54	21	
April	9	33	33	22	
May	24	29	64	58	
June	38	44	46	20	
<b>Total</b>	<b>370</b>	<b>306</b>	<b>477</b>	<b>373</b>	

Top 25 Responses	Count
SICK PERSON	314
FALL	197
LIFT ASSIST	164
UNCONSCIOUS FAINTING	118
BREATHING PROBLEMS	115
TRANSFER	113
FIRE ALARM ACTIVATION	113
UNKNOWN MEDICAL PROBLEM	110
MVC INJURY	100
CHEST PAIN	96
ABDOMINAL PAIN OR PROBLEMS	51
STROKE CVA TIA	43
SEIZURE	42
HEMORRHAGE BLEED	41
SMALL MISC FIRE	38
OD INGESTION POISONING	33
HEART PROBLEMS AICD	32
TRAUMA INJURY	31
PSYCHIATRIC SUICIDE ATTEMPT	29
EMERGENCY TRANSFER	27
MUTUAL AID TO SCENE	27
BURN COMPLAINT	26
PUBLIC ASSISTANCE	22
BACK PAIN	21
STRUCTURE FIRE	21

Concurrency	
# of Calls	Frequency
1	778
2	721
3	408
4	159
5	50
6	9
7	3
8	
9	
10	

Row Labels	Sunday	Monday	Tuesday	Wednesday	Thursday	Friday	Saturday	Grand Total
00	4	7	6	10	10	4	12	53
01	5	8	5	8	5	8	6	45
02	4	5	8	3	6	6	13	45
03	5	6	4	2	8	8	9	42
04	8	13	5	4	3	7	5	45
05	3	6	5	3	4	10	8	39
06	2	13	7	7	13	10	8	60
07	7	12	14	10	12	10	10	75
08	7	12	19	11	10	15	18	92
09	9	12	18	14	29	18	15	115
10	16	19	22	17	16	9	7	106
11	14	23	12	15	24	20	18	126
12	12	16	14	14	18	19	15	108
13	14	21	16	12	12	14	16	105
14	14	18	12	18	22	27	18	129
15	19	18	21	23	19	20	19	139
16	10	20	17	17	19	24	14	121
17	18	16	6	21	15	15	18	109
18	15	19	16	10	22	23	14	119
19	16	17	11	15	13	20	18	110
20	9	15	22	18	20	11	19	114
21	7	8	14	10	11	22	14	86
22	11	7	10	8	15	10	15	76
23	7	11	8	10	10	10	14	70
<b>Grand Total</b>	<b>236</b>	<b>322</b>	<b>292</b>	<b>280</b>	<b>336</b>	<b>340</b>	<b>323</b>	<b>2129</b>

CUSTOMER SERVICE · DIVERSE ORGANIZATION · INTEGRITY ·  
HEALTH & WELFARE · PROFESSIONALISM & TEAMWORK



# **ALBANY FIRE**

# **OPEN HOUSE**




Firefighting games  
and activities  
for kids,  
photos with  
Sparky, and  
goodie bags.




**SUNDAY, OCTOBER 13**  
**1-4 P.M. AT 611 LYON STREET, ALBANY**




AFD Training Facility – Conex Box Concept  
Side Alpha – Bravo




Side Bravo - Charlie




Side Charlie - Delta

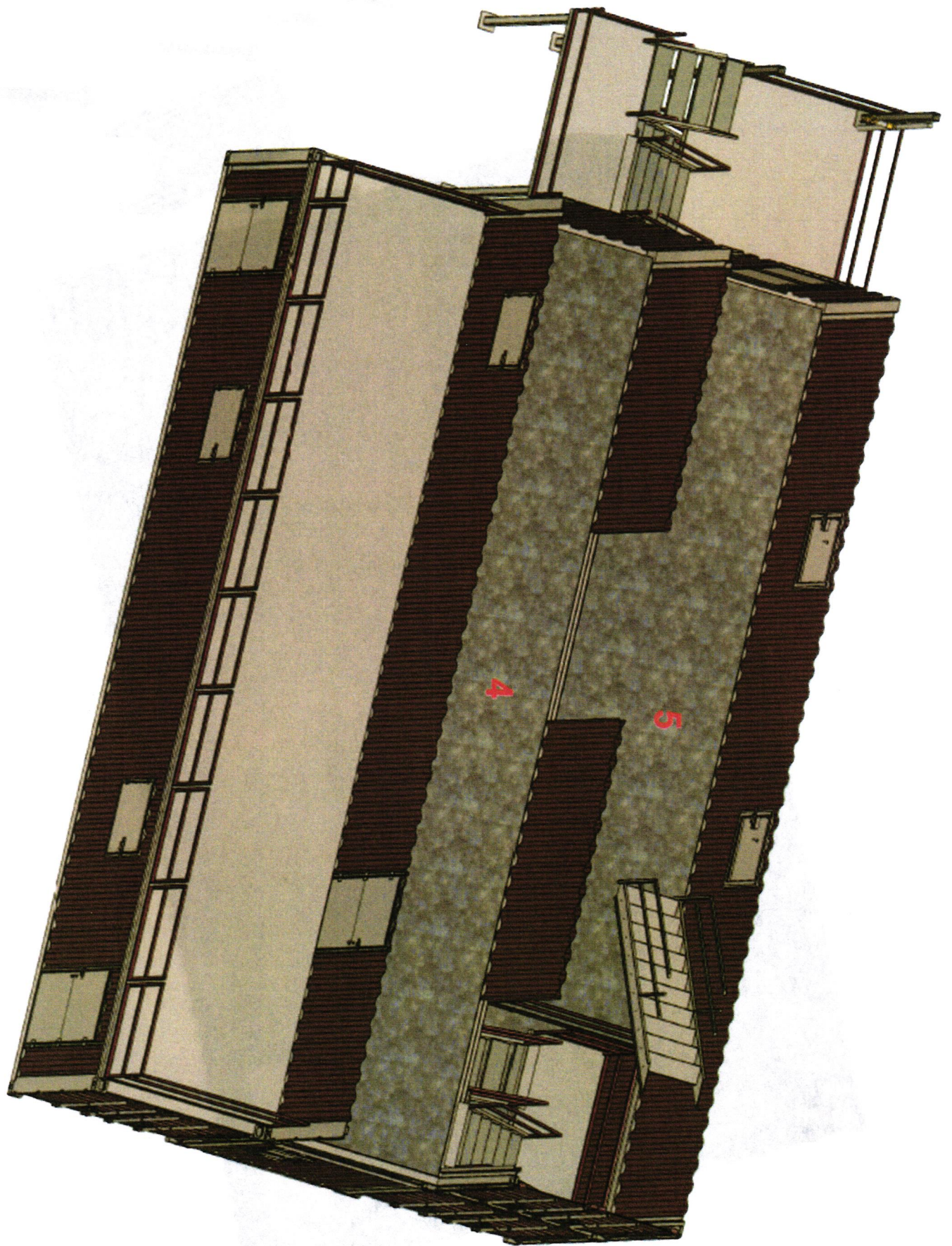





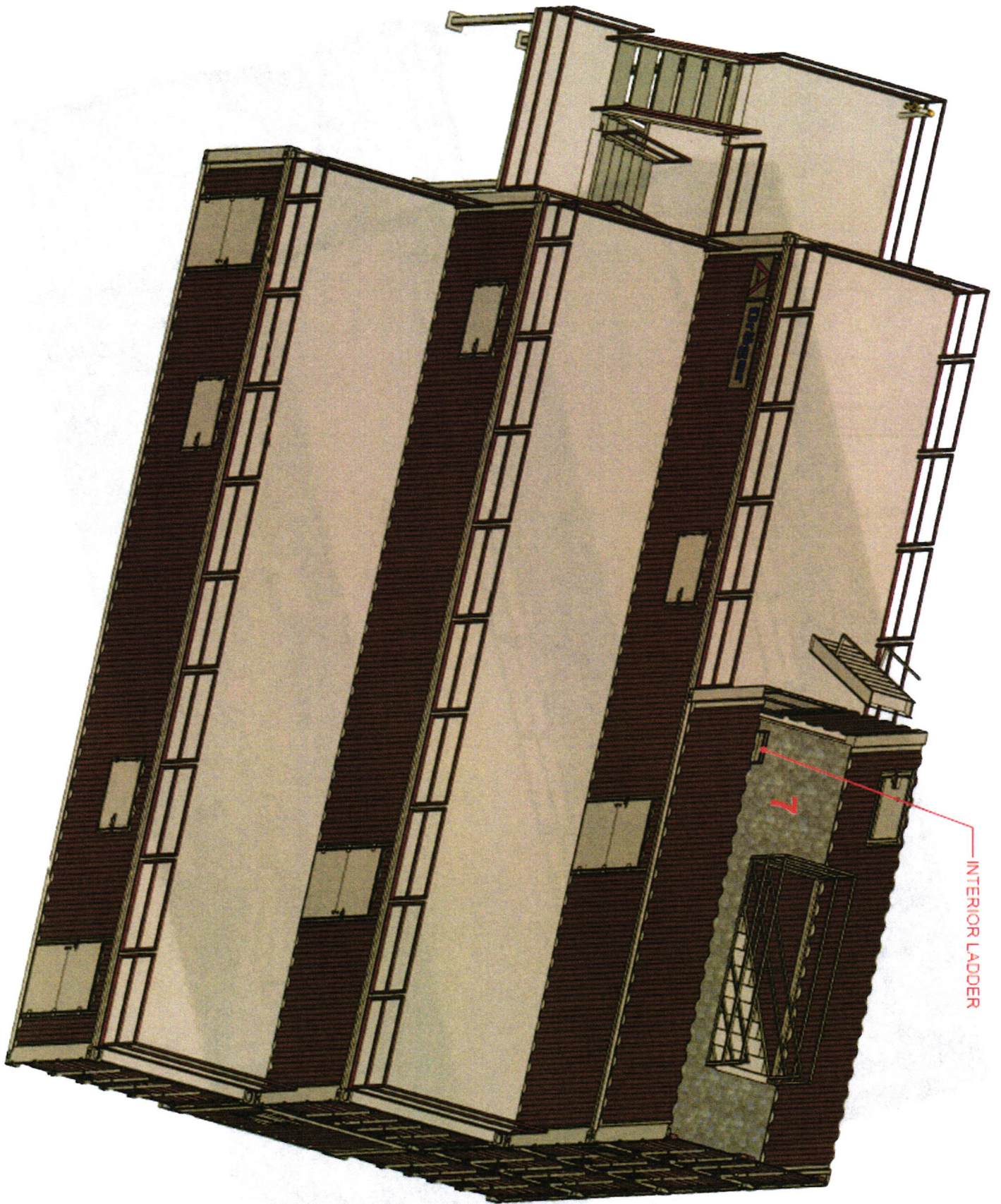
Side Delta - Alpha














INTERIOR LADDER












# PUBLIC SAFETY COMMISSION DEPARTMENT REPORT OCTOBER 2024



CRIME SNAPSHOT						
Selected Group A Offenses	Sep 2023	Sep 2024	% Chg	2023 YTD	2024 YTD	% Chg
<b>Person</b>	<b>56</b>	<b>57</b>	<span style="color: red;">●</span> 1.79%	<b>389</b>	<b>449</b>	<span style="color: red;">●</span> 15.42%
Homicide	2	0	<span style="color: green;">●</span> -100.00%	6	1	<span style="color: green;">●</span> -83.33%
Rape	2	2	<span style="color: orange;">●</span> 0.00%	10	13	<span style="color: red;">●</span> 30.00%
Ag Assault	7	9	<span style="color: red;">●</span> 28.57%	49	70	<span style="color: red;">●</span> 42.86%
Assault - Other	31	41	<span style="color: red;">●</span> 32.26%	264	289	<span style="color: red;">●</span> 9.47%
Sex Crime	14	5	<span style="color: green;">●</span> -64.29%	60	76	<span style="color: red;">●</span> 26.67%
Human Trafficking	0	0	<span style="color: orange;">●</span> N/C	0	0	<span style="color: orange;">●</span> N/C
Domestic (subset of above)	7	14	<span style="color: red;">●</span> 100.00%	94	84	<span style="color: green;">●</span> -10.64%
<b>Property</b>	<b>167</b>	<b>119</b>	<span style="color: green;">●</span> -28.74%	<b>1388</b>	<b>1217</b>	<span style="color: green;">●</span> -12.32%
Robbery - Residence	0	0	<span style="color: orange;">●</span> N/C	1	1	<span style="color: orange;">●</span> 0.00%
Robbery - Business	2	0	<span style="color: green;">●</span> -100.00%	10	3	<span style="color: green;">●</span> -70.00%
Robbery - Other	1	2	<span style="color: red;">●</span> 100.00%	12	19	<span style="color: red;">●</span> 58.33%
Robbery 3 (subset of above)	1	1	<span style="color: orange;">●</span> 0.00%	14	14	<span style="color: orange;">●</span> 0.00%
Burglary - Business	5	4	<span style="color: green;">●</span> -20.00%	46	33	<span style="color: green;">●</span> -28.26%
Burglary - Other	2	0	<span style="color: green;">●</span> -100.00%	18	11	<span style="color: green;">●</span> -38.89%
Burglary - Residence	2	5	<span style="color: red;">●</span> 150.00%	52	31	<span style="color: green;">●</span> -40.38%
Stolen Vehicle	8	7	<span style="color: green;">●</span> -12.50%	90	45	<span style="color: green;">●</span> -50.00%
Larceny - From Vehicle	17	15	<span style="color: green;">●</span> -11.76%	188	138	<span style="color: green;">●</span> -26.60%
Larceny - Shoplifting	37	33	<span style="color: green;">●</span> -10.81%	286	307	<span style="color: red;">●</span> 7.34%
Larceny - Other	42	29	<span style="color: green;">●</span> -30.95%	313	301	<span style="color: green;">●</span> -3.83%
Arson	0	1	<span style="color: red;">●</span> N/C	19	20	<span style="color: red;">●</span> 5.26%
Vandalism	4	8	<span style="color: red;">●</span> 100.00%	110	92	<span style="color: green;">●</span> -16.36%
Fraud - Credit Card	8	0	<span style="color: green;">●</span> -100.00%	34	23	<span style="color: green;">●</span> -32.35%
Fraud - ID Theft	22	5	<span style="color: green;">●</span> -77.27%	91	85	<span style="color: green;">●</span> -6.59%
Fraud - Other	17	10	<span style="color: green;">●</span> -41.18%	118	108	<span style="color: green;">●</span> -8.47%
<b>Society</b>	<b>36</b>	<b>69</b>	<span style="color: red;">●</span> 91.67%	<b>286</b>	<b>370</b>	<span style="color: red;">●</span> 29.37%
Animal Cruelty	1	1	<span style="color: orange;">●</span> 0.00%	8	11	<span style="color: red;">●</span> 37.50%
Drug Laws	6	38	<span style="color: red;">●</span> 533.33%	53	79	<span style="color: red;">●</span> 49.06%
DUII	16	13	<span style="color: green;">●</span> -18.75%	118	165	<span style="color: red;">●</span> 39.83%
Weapons Laws	13	17	<span style="color: red;">●</span> 30.77%	107	115	<span style="color: red;">●</span> 7.48%
<b>Livability</b>	<b>43</b>	<b>47</b>	<span style="color: red;">●</span> 9.30%	<b>396</b>	<b>551</b>	<span style="color: red;">●</span> 39.14%
Abandoned Vehicle	34	45	<span style="color: red;">●</span> 32.35%	360	519	<span style="color: red;">●</span> 44.17%
Junk/Trash	7	1	<span style="color: green;">●</span> -85.71%	28	30	<span style="color: red;">●</span> 7.14%
Overnight/Prohibited Camping	2	1	<span style="color: green;">●</span> -50.00%	8	2	<span style="color: green;">●</span> -75.00%
<b>Calls for Service</b>	<b>Sep 2023</b>	<b>Sep 2024</b>	<b>% Chg</b>	<b>2023 YTD</b>	<b>2024 YTD</b>	<b>% Chg</b>
<b>Call Source</b>	<b>2973</b>	<b>3047</b>	<span style="color: red;">●</span> 2.49%	<b>27333</b>	<b>27791</b>	<span style="color: red;">●</span> 1.68%
Dispatched Calls	1651	1781	<span style="color: red;">●</span> 7.87%	14981	15111	<span style="color: red;">●</span> 0.87%
Self-Initiated Calls	1322	1266	<span style="color: red;">●</span> -4.24%	12352	12680	<span style="color: red;">●</span> 2.66%
<b>Response Time (Minutes)</b>						
Priority P & 1	5.10	5.67	<span style="color: red;">●</span> 11.20%	5.18	5.71	<span style="color: red;">●</span> 10.32%
Priority 2 & 3	11.54	14.75	<span style="color: red;">●</span> 27.74%	9.99	10.89	<span style="color: red;">●</span> 9.03%
Priority 4+	5.81	9.98	<span style="color: red;">●</span> 71.72%	5.80	7.76	<span style="color: red;">●</span> 33.86%

*Changes in small numbers can result in large percentage changes and must be viewed with caution.*


10/02/2024 8:24



Albany Police Department								
Narcan	Year	ODs	OD Death	Heroin	Fentanyl	Meth	LSD	Cocaine
10	2019	21	2	12	2	3	1	0
20	2020	29	1	14	4	6	2	1
39	2021	50	4	21	15	7	1	1
72	2022	91	11	14	63	18	0	1
155	2023	126	18	5	105	23	1	3
54	2024	68	9	0	51	10	1	7

\*Year to Date

Countywide	
ODs	OD Death
23	4
32	4
51	5
156	21
251	37
146	21

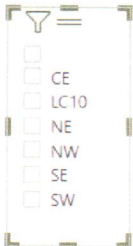


HIRING

2024 HIRING	
2024 total hires	7
PENDING HIRES	0 POLICE OFFICERS / 3 DISPATCHERS / 2 CLERKS
VACANCIES	4 DISPATCHER

Crime Type  
 Other

Crime Gro...  
 A-Society  
 A-Person  
 A-Property  
 B-Society  
 B-Person  
 B-Property



incidents, first offense and first incident by Crime Group, Lat and Long  
 Crime Group ● A-Society



Incident	Incidents
DRUG LAW - NARCOTICS - VIOLATION	20
DRUG/NARCOTIC VIOLATIONS	9
DRUG EQUIPMENT VIOLATIONS	5
<b>Total</b>	<b>34</b>

SplitDOW	Hour of Day														Total			
	1	2	3	4	5	8	10	11	13	15	16	17	18	20		21	22	23
0-SUN					2			1		1		1				1		6
1-MON									1		1				1			3
2-TUE	1	1	1	1	2	1			1				1	2				10
3-WED			1					1	1								1	5
4-THU								1					1	1	1	1		5
6-SAT						1		1	1							1		5
<b>Total</b>	<b>1</b>	<b>1</b>	<b>1</b>	<b>3</b>	<b>3</b>	<b>1</b>	<b>3</b>	<b>4</b>	<b>2</b>	<b>1</b>	<b>3</b>	<b>1</b>	<b>4</b>	<b>2</b>	<b>2</b>	<b>2</b>	<b>34</b>	



Total

34